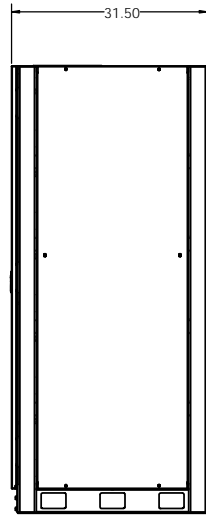



FRONT VIEW

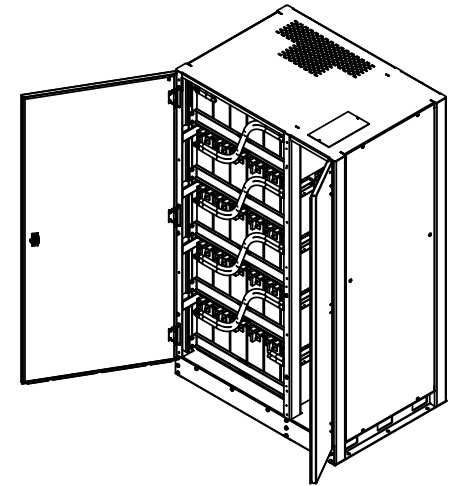


SIDE VIEW



REAR VIEW

VENTILATION LOUVERS



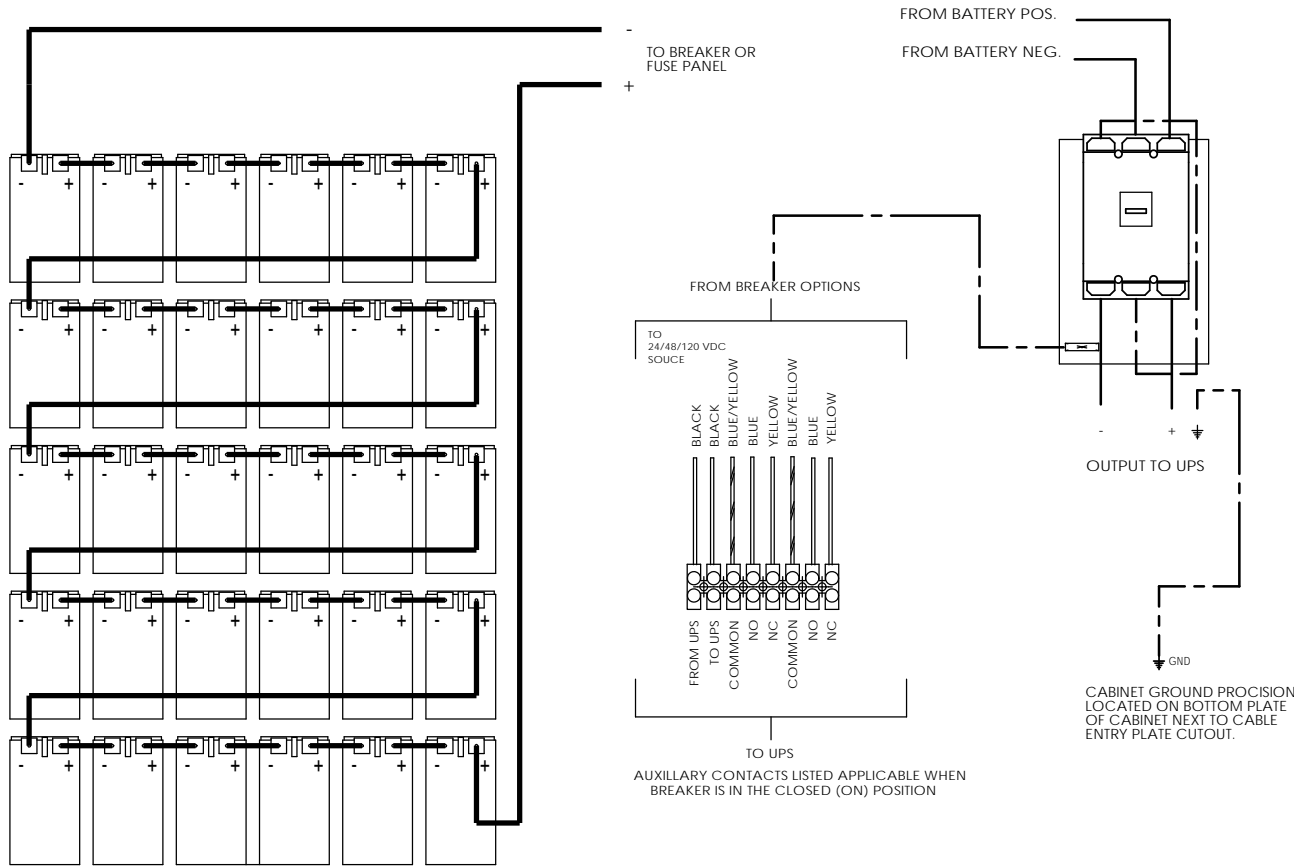
CABINET NOTES:

1. NEMA 1 DESIGN.
2. EMPTY CABINET WEIGHT: 620 LBS. (282KG)
3. UL 1778 LISTED AND FULLY TESTED AT THE FACTORY PRIOR TO SHIPPING.
4. FULLY WELDED FRAME. MANUFACTURED FROM HEAVY GAUGE STEEL.
5. POWDER COATED WITH A CORROSION RESISTANT, EPOXY HYBRID POWDER USING A FIVE STAGE EMERSION PRETREATMENT PROCESS.
6. BATTERIES CAN BE ACCESSED FROM FRONT, REAR, AND BOTH SIDES.
7. CUSTOM DESIGNED PALLETS FOR SHIPPING ANYWHERE, LOCALLY AND GLOBALLY.
8. BATTERY CABINET CAN BE MOVED WITH A NORMAL PALLET JACK FROM FRONT AND REAR.
9. STANDARD AND CUSTOM SPILL CONTAINMENT OPTIONS ARE AVAILABLE.

PROPRIETARY AND CONFIDENTIAL  
SEE INFORMATION CONTAINED IN THIS DRAWING FOR THE DATE OF PREPARE OR FOR ELECTRONIC SYSTEMS SUPPORT. ANY USE OF THIS DRAWING OR INFORMATION CONTAINED HEREIN WITHOUT THE WRITTEN PERMISSION OF ELECTRONIC SYSTEMS SUPPORT IS PROHIBITED.

UNLESS OTHERWISE SPECIFIED		ELECTRONIC SYSTEMS SUPPORT		3233 W. Kingsley Rd. Ste. 200 Cedarland, Texas 75041 PH: 972-272-2448 FAX: 972-272-9844	
DIMENSIONS ARE IN INCHES UNLESS OTHERWISE SPECIFIED		888-475-9292 www.ess.io			
DESIGNED BY	DATE	ISSUED BY	DATE	TITLE	
DRW	2/17/12	ISS		CABINET, 16V BATTERY, 6 X 5, 550, 5 TIER, SD BRKR	
PROJECT		CHECKED BY		SIZE	DWG. NO.
SEE NOTE 1				D	EF58B-SPEC
REV		DATE		SCALE	REV
SEE NOTE 2				1:1 (A)	A
DO NOT SCALE DRAWING				WEIGHT	SHEET 1 OF 2

## BREAKER DETAIL



BATTERY CABINET PART NUMBER GUIDE			
CABINET PART NUMBER			DESCRIPTION
EF55B	P	A	
→			BASE PART NUMBER
→			CABINET HEIGHT
→			CABINET COLOR

BATTERY CONFIGURATION TABLE		
BATTERY MODEL NUMBER	BATTERY MANUFACTURER	MAXIMUM NUMBER OF BATTERIES PER CABINET
		ENERSYS
	16HX550F-FR	30

HEIGHT LEGEND	
HEIGHT (INCHES)	AVAILABILITY
A = 84.00	N/A
B = 82.00	N/A
C = 80.00	4-6 WEEKS
D = 79.0	4-6 WEEKS
E = 78.7	4-6 WEEKS
F = 78.4	4-6 WEEKS
G = 78.0	4-6 WEEKS
H = 77.3	4-6 WEEKS
J = 76.8	4-6 WEEKS
K = 75.3	4-6 WEEKS
L = 75.0	4-6 WEEKS
M = 74.8	4-6 WEEKS
N = 73.5	4-6 WEEKS
**P = 72.0	IN STOCK
Q = 71.7	N/A
R = 70.9	N/A
S = TBD	N/A
T = TBD	N/A

\*\* 72.0 IS THE STANDARD HEIGHT FOR THE EFCSB CABINETS. SHORTER HEIGHTS ARE NOT AVAILABLE\*\* PLEASE CONSULT WITH SALES STAFF FOR FURTHER INFO.

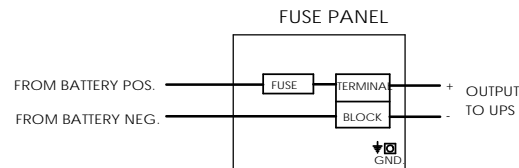
COLOR LEGEND	
**A = BLACK	
B = BEIGE	
C = LIEBERT GRAY	
D = MITSUBISHI BEIGE	
E = MGE WHITE	
F = TOSHIBA BLACK	
G = GE WHITE	
H = LIEBERT BLACK	
J = EATON BLACK	
K = TBD	

\*\*BLACK IS ESS STANDARD COLOR AND WILL BE IN STOCK\*\*  
LETTERS STATING "TBD" ARE OPEN FOR CUSTOM COLORS NOT LISTED. PLEASE CONSULT WITH SALES STAFF FOR FURTHER INFO.

CABINET GROUND PRECISION LOCATED ON BOTTOM PLATE OF CABINET NEXT TO CABLE ENTRY PLATE CUTOUT.

AUXILIARY CONTACTS LISTED APPLICABLE WHEN BREAKER IS IN THE CLOSED (ON) POSITION

## FUSE OPTION



### ELECTRICAL NOTES:

1. ALL CABLES ARE UL LISTED.
2. ALL BREAKERS ARE UL RECOGNIZED.
3. ALL FUSES ARE UL RECOGNIZED, TYPE A50P, A70P OR EQUIVALENT. (FUSED CABINETS ARE NOT LISTED IN UL FILE). ALWAYS REPLACE WITH SAME TYPE OR ITS EQUIVALENT.
4. TERMINAL BLOCKS ARE UL RECOGNIZED, 600V RATED.
5. CABINETS ARE SHIPPED WITH THE BREAKER IN THE TRIPPED POSITION.
6. CABINET GROUND CONNECTION IS A 5/16-18 THREADED STUD.
7. CABLES BETWEEN BATTERY CABINET TO UNINTERRUPTIBLE POWER SUPPLY ARE OPTIONAL.

### PART NUMBER GUIDE:

1. REFERENCE THE BATTERY PART NUMBER GUIDE TABLE WHEN ORDERING A CABINET.
2. THE BASE NUMBER WILL ALWAYS BE THE SAME. HOWEVER, 2 ALPHA DIGITS WILL FOLLOW THE BASE NUMBER INDICATING THE HEIGHT AND COLOR OF THE CABINET.
3. REFERENCE THE "HEIGHT LEGEND" TABLE AND THE "COLOR LEGEND" TABLE IN ORDER TO DETERMINE THE 2 ALPHA DIGITS NEEDED TO COMPLETE YOUR ORDER.
4. EXAMPLE: EF55BPA - THIS REPRESENTS A STANDARD EF55B CABINET, 72.0 INCH HEIGHT WITH A POWDER COAT FINISH OF STANDARD BLACK.

PROPRIETARY AND CONFIDENTIAL  
SEE INFORMATION CONTAINED IN THIS DRAWING FOR THE DATE OF THE MOST RECENT REVISION.  
ELECTRONIC SYSTEM SUPPORT, A DIVISION OF ELECTRONIC SYSTEMS CORPORATION  
ELECTRONIC SYSTEMS SUPPORT IS NOT RESPONSIBLE FOR ANY ERRORS OR OMISSIONS.

UNLESS OTHERWISE SPECIFIED		ELECTRONIC SYSTEM SUPPORT		3233 W. Kingsley Rd. Ste. 200 Capehart, Texas 75641 PH: 972-272-2668 FAX: 972-276-3644	
UNLESS OTHERWISE SPECIFIED	UNLESS OTHERWISE SPECIFIED	DATE	DATE	TITLE	SCALE
UNLESS OTHERWISE SPECIFIED	UNLESS OTHERWISE SPECIFIED	2/17/12		CABINET, 16V BATTERY, 6 X 5, 550, 5 TIER, SD BRKR	1:1
UNLESS OTHERWISE SPECIFIED	UNLESS OTHERWISE SPECIFIED	DESIGNED BY	DATE	SIZE	DWG. NO.
UNLESS OTHERWISE SPECIFIED	UNLESS OTHERWISE SPECIFIED	ISSUED BY	DATE	REV	
UNLESS OTHERWISE SPECIFIED	UNLESS OTHERWISE SPECIFIED	CHECKED BY	DATE	SCALE	1:1
UNLESS OTHERWISE SPECIFIED	UNLESS OTHERWISE SPECIFIED	APPROVED BY	DATE	SHEET	2 OF 2