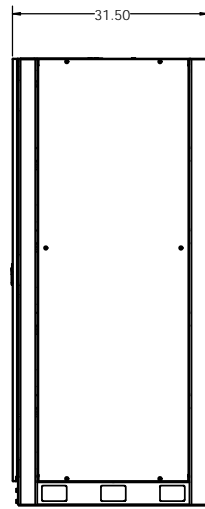



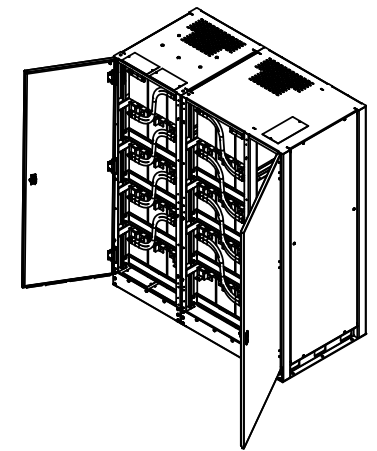
FRONT VIEW



SIDE VIEW



REAR VIEW



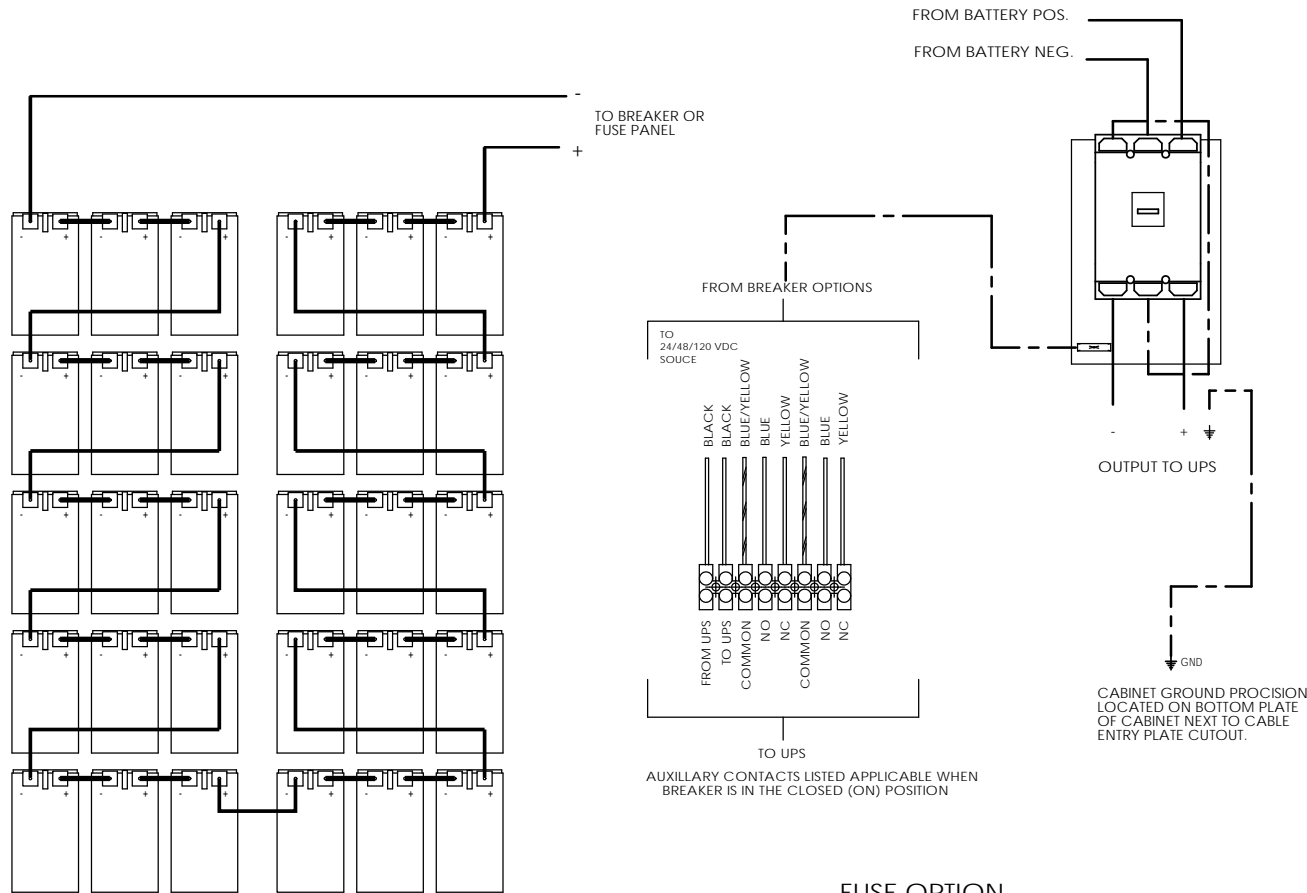
CABINET NOTES:

1. NEMA 1 DESIGN.
2. EMPTY CABINET WEIGHT: 840 LBS. (381KG) TOTAL WEIGHT (2 CABINETS) ONE 480V STRING.
3. UL 1778 LISTED AND FULLY TESTED AT THE FACTORY PRIOR TO SHIPPING.
4. FULLY WELDED FRAME. MANUFACTURED FROM HEAVY GAUGE STEEL.
5. POWDER COATED WITH A CORROSION RESISTANT, EPOXY HYBRID POWDER USING A FIVE STAGE EMERSION PRETREATMENT PROCESS.
6. BATTERIES CAN BE ACCESSED FROM FRONT, REAR, AND BOTH SIDES.
7. CUSTOM DESIGNED PALLETS FOR SHIPPING ANYWHERE, LOCALLY AND GLOBALLY (UPON REQUEST).
8. BATTERY CABINET CAN BE MOVED WITH A NORMAL PALLET JACK FROM FRONT AND REAR.
9. STANDARD AND CUSTOM SPILL CONTAINMENT OPTIONS ARE AVAILABLE.

PROPRIETARY AND CONFIDENTIAL
 SEE INFORMATION CONTAINED IN THIS DRAWING FOR THE DATE REVISIONS OR FOR ELECTRONIC SYSTEMS SUPPORT. ANY REVISIONS TO THIS DRAWING SHALL BE MADE BY ELECTRONIC SYSTEMS SUPPORT IS REQUIRED.

UNLESS OTHERWISE SPECIFIED		ELECTRONIC SYSTEM SUPPORT		3233 W. Kingsley Rd.	
DIMENSIONS ARE IN INCHES UNLESS OTHERWISE SPECIFIED		888-475-9292 www.ess.io		Ste. 200	
ANGULAR MATCH & BEND TO TWO PLACE DECIMALS UNLESS OTHERWISE SPECIFIED		DATE	2/17/10	Cedarburg, Texas 75041	
PROJECT	ISSUE	DATE	2/17/10	PH: 972-372-2448	
DESCRIPTION	ISSUE	DATE		FAX: 972-372-9844	
SEE NOTE 1	ISSUE	DATE		TITLE	
SEE NOTE 2	ISSUE	DATE		CABINET, BATTERY, 14V, EFSSA, 6 X 5, SIDE BREAKER, 925/800	
USED ON	SCALE	SCALE	SCALE	SIZE	DWG. NO.
	SCALE	SCALE	SCALE	D	EFSSA-SPEC
	SCALE	SCALE	SCALE	SCALE	1/16
	SCALE	SCALE	SCALE	SCALE	WEIGHT: 925/800
	SCALE	SCALE	SCALE	SCALE	SHEET 1 OF 2

BREAKER DETAIL



BATTERY CABINET PART NUMBER GUIDE		
CABINET PART NUMBER		DESCRIPTION
EFSSA	P	A
BASE PART NUMBER		
CABINET HEIGHT		
CABINET COLOR		

BATTERY CONFIGURATION TABLE		
BATTERY MANUFACTURER	MAXIMUM NUMBER OF BATTERIES PER CABINET	
ENERSYS		
BATTERY MODEL NUMBER	16HX800F-FR	30
	16HX925F-FR	

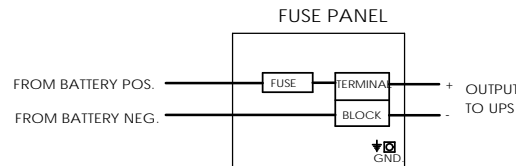
HEIGHT LEGEND	
HEIGHT (INCHES)	AVAILABILITY
A = 84.00	N/A
B = 82.00	N/A
C = 80.00	4-6 WEEKS
D = 79.0	4-6 WEEKS
E = 78.7	4-6 WEEKS
F = 78.4	4-6 WEEKS
G = 78.0	4-6 WEEKS
H = 77.3	4-6 WEEKS
J = 76.8	4-6 WEEKS
K = 75.3	4-6 WEEKS
L = 75.0	4-6 WEEKS
M = 74.8	4-6 WEEKS
N = 73.5	4-6 WEEKS
**P = 72.0	IN STOCK
Q = 71.7	N/A
R = 70.9	N/A
S = TBD	N/A
T = TBD	N/A

72.0 IS THE STANDARD HEIGHT FOR THE EFSSA CABINETS. SHORTER HEIGHTS ARE NOT AVAILABLE PLEASE CONSULT WITH SALES STAFF FOR FURTHER INFO.

COLOR LEGEND	
**A = BLACK	
B = BEIGE	
C = LIEBERT GRAY	
D = MITSUBISHI BEIGE	
E = MGE WHITE	
F = TOSHIBA BLACK	
G = GE WHITE	
H = LIEBERT BLACK	
J = EATON BLACK	
K = TBD	

BLACK IS ESS STANDARD COLOR AND WILL BE IN STOCK
LETTERS STATING "TBD" ARE OPEN FOR CUSTOM COLORS NOT LISTED. PLEASE CONSULT WITH SALES STAFF FOR FURTHER INFO.

FUSE OPTION



PART NUMBER GUIDE:

- REFERENCE THE BATTERY PART NUMBER GUIDE TABLE WHEN ORDERING A CABINET. THE BASE NUMBER WILL ALWAYS BE THE SAME. HOWEVER, 2 ALPHA DIGITS WILL FOLLOW THE BASE NUMBER INDICATING THE HEIGHT AND COLOR OF THE CABINET.
- FOLLOW THE BASE NUMBER INDICATING THE HEIGHT AND COLOR OF THE CABINET.
- REFERENCE THE "HEIGHT LEGEND" TABLE AND THE "COLOR LEGEND" TABLE IN ORDER TO DETERMINE THE 2 ALPHA DIGITS NEEDED TO COMPLETE YOUR ORDER.
- EXAMPLE: EFSSAPA - THIS REPRESENTS A STANDARD EFSSA CABINET, 72.0 INCH HEIGHT WITH A POWDER COAT FINISH OF STANDARD BLACK.

ELECTRICAL NOTES:

- ALL CABLES ARE UL LISTED.
- ALL BREAKERS ARE UL RECOGNIZED.
- ALL FUSES ARE UL RECOGNIZED, TYPE A50P, A70P OR EQUIVALENT. (FUSED CABINETS ARE NOT LISTED IN UL FILE). ALWAYS REPLACE WITH SAME TYPE OR ITS EQUIVALENT.
- TERMINAL BLOCKS ARE UL RECOGNIZED, 600V RATED.
- CABINETS ARE SHIPPED WITH THE BREAKER IN THE TRIPPED POSITION.
- CABINET GROUND CONNECTION IS A 5/16-18 THREADED STUD.
- CABLES BETWEEN BATTERY CABINET TO UNINTERRUPTIBLE POWER SUPPLY ARE OPTIONAL.

UNLESS OTHERWISE SPECIFIED		ELECTRONIC SYSTEM SUPPORT		3233 W. Kingsley Rd.	
DIMENSIONS ARE IN INCHES UNLESS OTHERWISE SPECIFIED		888-475-9292 www.ess.io		Sho. 200	
FRACTIONS: 1/8" = 0.125" 3/16" = 0.1875" 1/4" = 0.25" 5/16" = 0.3125" 3/8" = 0.375" 1/2" = 0.5" 5/8" = 0.625" 3/4" = 0.75" 7/8" = 0.875" 1" = 1.0"		DATE	TITLE	PH. 972-272-3444	FAX 972-276-1844
DESIGNED BY	DATE	2/17/12	CABINET, BATTERY, 16V, EFSSA.		
DRAWN BY	DATE				
CHECKED BY	DATE				
APPROVED BY	DATE				
ISSUED BY	DATE				
USED ON	DATE				
SEE NOTE 1	DATE				
SEE NOTE 2	DATE				
DO NOT SCALE DRAWING	DATE				
PROPERTY AND CONFIDENTIALITY NOTICE: THIS DOCUMENT IS THE PROPERTY OF ELECTRONIC SYSTEM SUPPORT. ANY REPRODUCTION OR DISTRIBUTION OF THIS DOCUMENT WITHOUT THE WRITTEN PERMISSION OF ELECTRONIC SYSTEM SUPPORT IS PROHIBITED.	SIZE	DWG. NO.	REV		
	D	EFSSA-SPEC	A		
	SCALE: 1/16"	WEIGHT:	SHEET 2 OF 2		