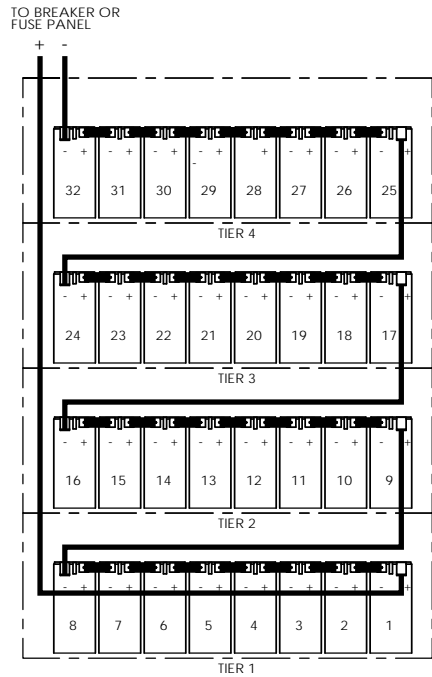
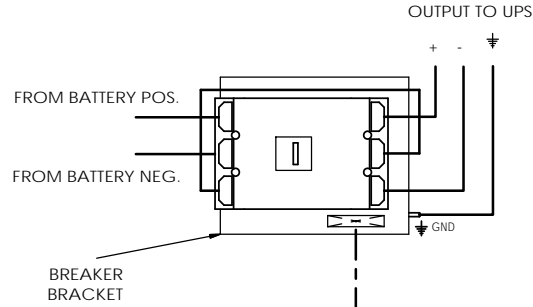
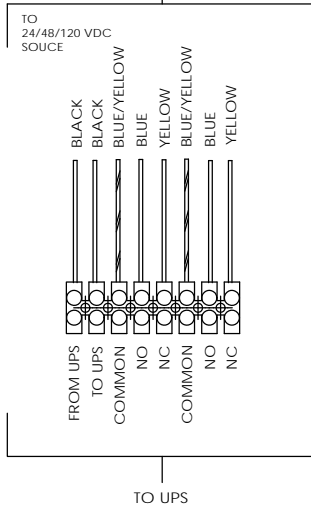


BREAKER DETAIL

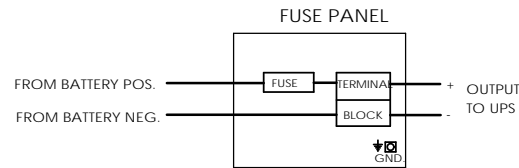


FROM BREAKER OPTIONS



AUXILIARY CONTACTS LISTED APPLICABLE WHEN BREAKER IS IN THE CLOSED (ON) POSITION

FUSE OPTION



BATTERY RACK PART NUMBER GUIDE			
RACK PART NUMBER			DESCRIPTION
EFR42	P	A	
[Diagram showing P and A digits]			BASE PART NUMBER
[Diagram showing P and A digits]			RACK HEIGHT
[Diagram showing P and A digits]			RACK COLOR

BATTERY CONFIGURATION TABLE				
BATTERY MODEL NUMBER	BATTERY MANUFACTURER			MAXIMUM NUMBER OF BATTERIES PER RACK
		EAST PENN	C & D	
	HR3500ET	UPS 12-355MFR	12FLX700F	32
	HR5500ET	UPS 12-615MFR UPS 12-700MFR		

HEIGHT LEGEND	
HEIGHT (INCHES)	AVAILABILITY
A = 84.00	N/A
B = 82.00	N/A
C = 80.00	4-6 WEEKS
D = 79.0	4-6 WEEKS
E = 78.7	4-6 WEEKS
F = 78.4	4-6 WEEKS
G = 78.0	4-6 WEEKS
H = 77.3	4-6 WEEKS
J = 76.8	4-6 WEEKS
K = 75.3	4-6 WEEKS
L = 75.0	4-6 WEEKS
M = 74.8	4-6 WEEKS
N = 73.5	4-6 WEEKS
**P = 72.0	IN STOCK
Q = 71.7	4-6 WEEKS
R = 70.9	4-6 WEEKS
S = TBD	N/A
T = TBD	N/A

** 72.0 IS THE STANDARD HEIGHT FOR THE EFR42 RACK. SHORTER HEIGHTS ARE NOT AVAILABLE**
PLEASE CONSULT WITH SALES STAFF FOR FURTHER INFO.

COLOR LEGEND
**A = BLACK
B = BEIGE
C = LIEBERT GRAY
D = MITSUBISHI BEIGE
E = MGE WHITE
F = TOSHIBA BLACK
G = GE WHITE
H = LIEBERT BLACK
J = EATON BLACK
K = TBD

BLACK IS ESS STANDARD COLOR AND WILL BE IN STOCK
LETTERS STARTING "TBD" ARE OPEN FOR CUSTOM COLORS NOT LISTED. PLEASE CONSULT WITH SALES STAFF FOR FURTHER INFO.

PART NUMBER GUIDE:

1. REFERENCE THE BATTERY PART NUMBER GUIDE TABLE WHEN ORDERING A RACK.
2. THE BASE NUMBER WILL ALWAYS BE THE SAME. HOWEVER, 2 ALPHA DIGITS WILL FOLLOW THE BASE NUMBER INDICATING THE HEIGHT AND COLOR OF THE RACK.
3. REFERENCE THE "HEIGHT LEGEND" TABLE AND THE "COLOR LEGEND" TABLE IN ORDER TO DETERMINE THE 2 ALPHA DIGITS NEEDED TO COMPLETE YOUR ORDER.
4. EXAMPLE: EFR42PA - THIS REPRESENTS A STANDARD EFR42 RACK, 72.0 INCH HEIGHT WITH A POWDER COAT FINISH OF STANDARD BLACK.
5. THE EFR42 RACK IS NOT AVAILABLE IN OTHER HEIGHTS OTHER THAN 72.0 INCHES.

ELECTRICAL NOTES:

1. ALL CABLES ARE UL LISTED.
2. ALL BREAKERS ARE UL RECOGNIZED.
3. ALL FUSES ARE UL RECOGNIZED, TYPE A50P, A70P OR EQUIVALENT. ALWAYS REPLACE WITH SAME TYPE OR ITS EQUIVALENT.
4. TERMINAL BLOCKS ARE UL RECOGNIZED, 600V RATED.
5. RACKS ARE SHIPPED WITH THE BREAKER IN THE TRIPPED POSITION.
6. RACK GROUND CONNECTION IS A 5/16-18 THREADED STUD.
7. CABLES BETWEEN BATTERY RACK TO UNINTERRUPTIBLE POWER SUPPLY ARE OPTIONAL.

UNLESS OTHERWISE SPECIFIED DIMENSIONS ARE IN INCHES		ELECTRONIC SYSTEM SUPPORT 888-475-9292 www.ess.io		2233 W. Kingsley Rd. Ste. 200 Garland, Texas 75041 PH: 972-272-2448 FAX: 972-272-1844
PROPRIETARY AND CONFIDENTIAL	SEE NOTE 1	DATE	25-13	TITLE
DO NOT SCALE DRAWING	SEE NOTE 2	ISSUED		BATTERY RACK, 12V, 384V, 4 TIER, TOP BRKR.
USED ON	DO NOT SCALE DRAWING	SCALE	1:1	SIZE DWG. NO. EFR42-SPEC
		REV	A	SHEET 2 OF 2