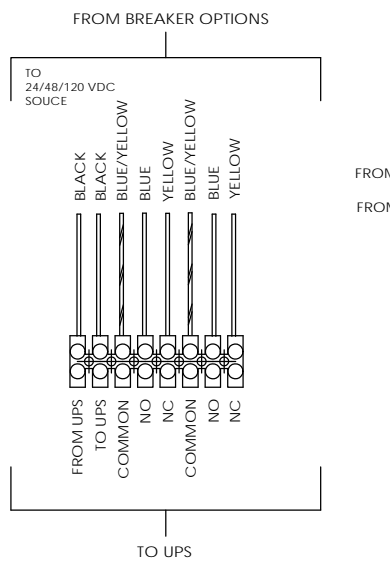
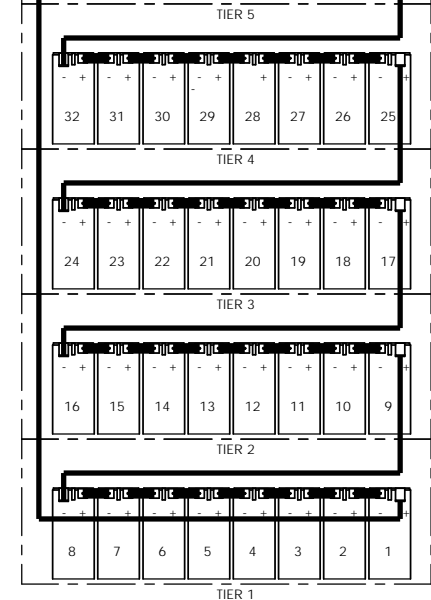
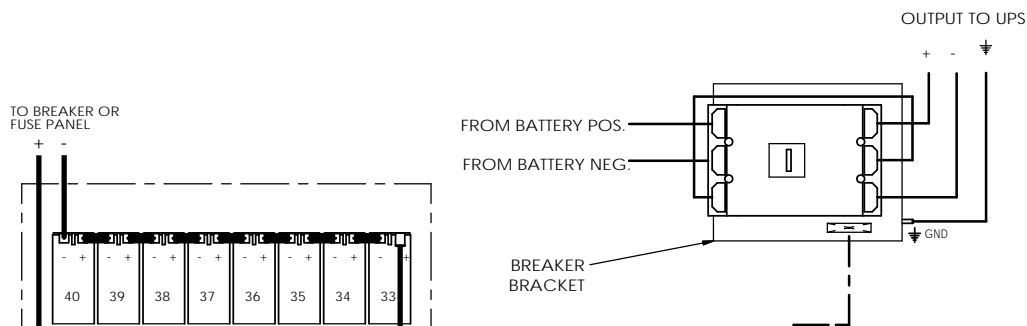


CABINET NOTES:

1. NEMA 1 DESIGN.
2. EMPTY CABINET WEIGHT: 820 LBS (372.7 KG)
3. UL 1778 LISTED AND FULLY TESTED AT THE FACTORY PRIOR TO SHIPPING.
4. FULLY WELDED FRAME. MANUFACTURED FROM HEAVY GAUGE STEEL.
5. POWDER COATED WITH A CORROSION RESISTANT, EPOXY HYBRID POWDER USING A FIVE STAGE EMERSON PRETREATMENT PROCESS.
6. BATTERIES CAN BE ACCESSED FROM FRONT, REAR, AND BOTH SIDES.
7. CUSTOM DESIGNED PALLETS FOR SHIPPING ANYWHERE LOCALLY AND GLOBALLY (UPON REQUEST).
8. BATTERY CABINET CAN BE MOVED WITH A NORMAL PALLET JACK FROM FRONT AND REAR.
9. STANDARD AND CUSTOM SPILL CONTAINMENT OPTIONS ARE AVAILABLE.

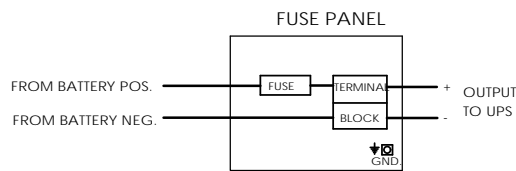
<small>UNLESS OTHERWISE SPECIFIED DIMENSIONS ARE IN INCHES DECIMALS FRACTIONS MILLIMETERS</small> <small>THIS DRAWING IS THE PROPERTY OF ELECTRONIC SYSTEM SUPPORT AND IS NOT TO BE REPRODUCED OR TRANSMITTED IN ANY FORM OR BY ANY MEANS, ELECTRONIC OR MECHANICAL, INCLUDING PHOTOCOPYING, RECORDING, OR BY ANY INFORMATION STORAGE AND RETRIEVAL SYSTEM.</small>		ESS ELECTRONIC SYSTEM SUPPORT <small>888-475-9292 www.ess.io</small>		<small>3231 W. Kingsley Rd. Ste. 200</small> <small>Chandler, Texas 75041</small> <small>PH: 972-372-2448</small> <small>FAX: 972-372-9844</small>	
<small>PROPRIETARY AND CONFIDENTIAL</small> <small>USE INFORMATION CONTAINED IN THIS DRAWING IN THE SOLE MANNER OF THE ISSUING ORGANIZATION. ANY REPRODUCTION OR TRANSMISSION OF THIS INFORMATION WITHOUT THE WRITTEN PERMISSION OF ELECTRONIC SYSTEM SUPPORT IS PROHIBITED.</small>	<small>DATE:</small> 12-18-11 <small>ISSUED BY:</small> [Signature] <small>DESIGNED BY:</small> [Signature] <small>CHECKED BY:</small> [Signature] <small>DATE:</small> []-[]-[]	<small>PROJECT:</small> BATTERY CABINET, 12V, FT, 480V <small>REV:</small> C <small>SCALE:</small> 1:12 (WEIGHT)	<small>DATE:</small> 12-18-11 <small>ISSUED BY:</small> [Signature] <small>DESIGNED BY:</small> [Signature] <small>CHECKED BY:</small> [Signature] <small>DATE:</small> []-[]-[]	<small>PROJECT:</small> BATTERY CABINET, 12V, FT, 480V <small>REV:</small> C <small>SCALE:</small> 1:12 (WEIGHT)	<small>DATE:</small> 12-18-11 <small>ISSUED BY:</small> [Signature] <small>DESIGNED BY:</small> [Signature] <small>CHECKED BY:</small> [Signature] <small>DATE:</small> []-[]-[]

BREAKER DETAIL



AUXILIARY CONTACTS LISTED APPLICABLE WHEN BREAKER IS IN THE CLOSED (ON) POSITION

FUSE OPTION



BATTERY CABINET PART NUMBER GUIDE			
CABINET PART NUMBER		DESCRIPTION	
EFC54	A A		BASE PART NUMBER
			CABINET HEIGHT
			CABINET COLOR

BATTERY CONFIGURATION TABLE		
BATTERY MODEL NUMBER	BATTERY MANUFACTURER	MAXIMUM NUMBER OF BATTERIES PER CABINET
	EAST PENN	
	HR5500ET	40
	HR7500ET	

HEIGHT LEGEND	
HEIGHT (INCHES)	AVAILABILITY
**A = 84.00	IN STOCK
B = 82.00	N/A
C = 80.00	N/A
D = 79.0	N/A
E = 78.7	N/A
F = 78.4	N/A
G = 78.0	N/A
H = 77.3	N/A
J = 76.8	N/A
K = 75.3	N/A
L = 75.0	N/A
M = 74.8	N/A
N = 73.5	N/A
P = 72.0	N/A
Q = 71.7	N/A
R = 70.9	N/A
S = TBD	N/A
T = TBD	N/A

** 84.0 IS THE STANDARD HEIGHT FOR THE EFC54 CABINETS. SHORTER HEIGHTS ARE NOT AVAILABLE** PLEASE CONSULT WITH SALES STAFF FOR FURTHER INFO.

COLOR LEGEND	
**A = BLACK	
B = BEIGE	
C = LIEBERT GRAY	
D = MITSUBISHI BEIGE	
E = MGE WHITE	
F = TOSHIBA BLACK	
G = GE WHITE	
H = LIEBERT BLACK	
J = EATON BLACK	
K = TBD	

**BLACK IS ESS STANDARD COLOR AND WILL BE IN STOCK **
LETTERS STATING "TBD" ARE OPEN FOR CUSTOM COLORS NOT LISTED. PLEASE CONSULT WITH SALES STAFF FOR FURTHER INFO.

PART NUMBER GUIDE:

1. REFERENCE THE BATTERY PART NUMBER GUIDE TABLE WHEN ORDERING A CABINET.
2. THE BASE NUMBER WILL ALWAYS BE THE SAME. HOWEVER, 2 ALPHA DIGITS WILL FOLLOW THE BASE NUMBER INDICATING THE HEIGHT AND COLOR OF THE CABINET.
3. REFERENCE THE "HEIGHT LEGEND" TABLE AND THE "COLOR LEGEND" TABLE IN ORDER TO DETERMINE THE 2 ALPHA DIGITS NEEDED TO COMPLETE YOUR ORDER.
4. EXAMPLE: EFC54AA - THIS REPRESENTS A STANDARD EFC54 CABINET, 84.0 INCH HEIGHT WITH A POWDER COAT FINISH OF STANDARD BLACK.
5. THE EFC54 CABINET IS NOT AVAILABLE IN OTHER HEIGHTS OTHER THAN 84.0 INCHES.

ELECTRICAL NOTES:

1. ALL CABLES ARE UL LISTED.
2. ALL BREAKERS ARE UL RECOGNIZED.
3. ALL FUSES ARE UL RECOGNIZED, TYPE A50P, A70P OR EQUIVALENT. (FUSED CABINETS ARE NOT LISTED IN UL FILE). ALWAYS REPLACE WITH SAME TYPE OR ITS EQUIVALENT.
4. TERMINAL BLOCKS ARE UL RECOGNIZED, 600V RATED.
5. CABINETS ARE SHIPPED WITH THE BREAKER IN THE TRIPPED POSITION.
6. CABINET GROUND CONNECTION IS A 5/16-18 THREADED STUD.
7. CABLES BETWEEN BATTERY CABINET TO UNINTERRUPTIBLE POWER SUPPLY ARE OPTIONAL.

<small>PROPRIETARY AND CONFIDENTIAL</small> <small>SEE INFORMATION CONTAINED IN THIS DRAWING FOR THE DATE REVISIONS OR ELECTRONIC SYSTEMS SUPPORT. ANY USE OF THIS DRAWING WITHOUT THE WRITTEN PERMISSION OF ELECTRONIC SYSTEMS SUPPORT IS PROHIBITED.</small>	<small>UNLESS OTHERWISE SPECIFIED:</small> <small>ALL DIMENSIONS ARE IN INCHES</small> <small>DECIMALS ARE FRACTIONS</small> <small>3/32 FRACTIONAL .03125</small> <small>1/8 FRACTIONAL .125</small>	<small>ESS ELECTRONIC SYSTEMS SUPPORT</small> <small>888-475-9292</small> <small>www.ess.io</small>	<small>3233 W. Kingsley Rd.</small> <small>Suite 200</small> <small>Cambland, Texas 75041</small> <small>PH: 402-272-2446</small> <small>FAX: 402-272-2644</small>
	<small>ISSUED BY:</small> [Signature] <small>DATE:</small> 12/16/11 <small>SCALE:</small> 1:1 <small>USED ON:</small>	<small>REVISED BY:</small> [Signature] <small>DATE:</small> [Blank] <small>SCALE:</small> [Blank]	<small>TITLE:</small> BATTERY CABINET, 12V, FT. 480V

SCALE: 1:1
SHEET 2 OF 2