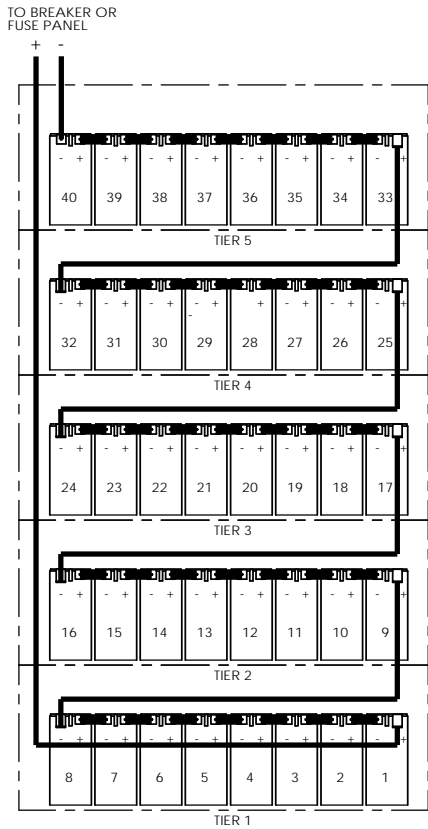
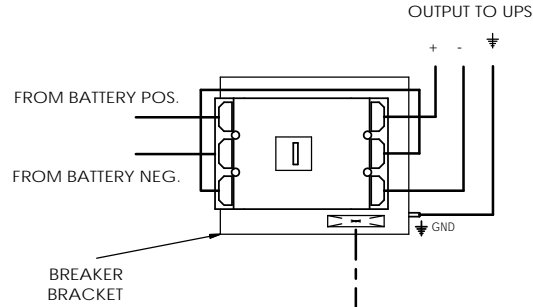


**CABINET NOTES:**

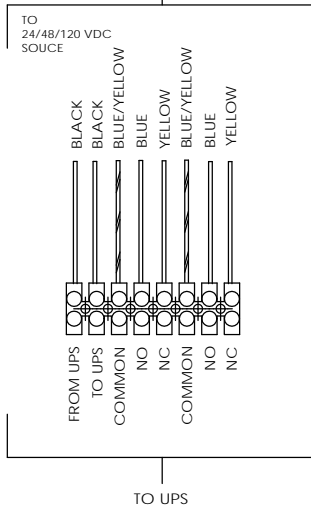
1. NEMA 1 DESIGN
2. EMPTY CABINET WEIGHT: 770 LBS. (350 KG)
3. UL 1778 LISTED AND FULLY TESTED AT THE FACTORY PRIOR TO SHIPPING.
4. FULLY WELDED FRAME. MANUFACTURED FROM HEAVY GAUGE STEEL.
5. POWDER COATED WITH A CORROSION RESISTANT, EPOXY HYBRID POWDER USING A FIVE STAGE EMERSION PRETREATMENT PROCESS.
6. BATTERIES CAN BE ACCESSED FROM FRONT, REAR, AND BOTH SIDES.
7. CUSTOM DESIGNED PALLETS FOR SHIPPING ANYWHERE LOCALLY AND GLOBALLY (UPON REQUEST).
8. BATTERY CABINET CAN BE MOVED WITH A NORMAL PALLET JACK FROM FRONT AND REAR.
9. STANDARD AND CUSTOM SPILL CONTAINMENT OPTIONS ARE AVAILABLE.

<small>PROPRIETARY AND CONFIDENTIAL SEE REVISIONS CONTAINED IN THIS DRAWING OR THE DATA PROPERTY OF ELECTRONIC SYSTEM SUPPORT, AN INDUSTRIAL DIVISION OF ESS. ALL RIGHTS RESERVED. © 2012 ELECTRONIC SYSTEMS SUPPORT IS REGISTERED.</small>		<small>UNLESS OTHERWISE SPECIFIED DIMENSIONS ARE IN INCHES TOLERANCES: FRACTIONS: MACH ± 0.005 TWO PLACE DECIMAL ± 0.01 THREE PLACE DECIMAL ± 0.005</small>	<b>ELECTRONIC SYSTEM SUPPORT</b> 888-475-9292 www.ess.io	3233 W. Kingsley Rd. Ste. 200 Carrollton, Texas 75041 PH: 972-272-2468 FAX: 972-276-2844
PROJECT: <input type="checkbox"/> PRODUCTION DRAWING NO.: SEE NOTE 1 DATE: SEE NOTE 2 DO NOT SCALE DRAWING	NAME: [ ] TITLE: [ ] CHECKED: [ ] DATE: 12-18-11	BATTERY CABINET, 12V, 480V	SIZE: <b>D</b> DWG. NO.: EFC52-SPEC SCALE: 1:12 WEIGHT: [ ]	REV: [ ] SHEET 1 OF 2

### BREAKER DETAIL

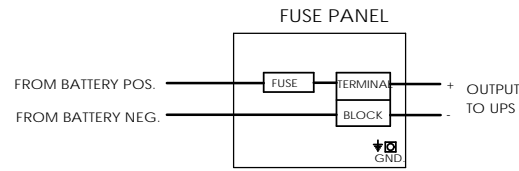


FROM BREAKER OPTIONS



AUXILIARY CONTACTS LISTED APPLICABLE WHEN BREAKER IS IN THE CLOSED (ON) POSITION

### FUSE OPTION



BATTERY CABINET PART NUMBER GUIDE			
CABINET PART NUMBER		DESCRIPTION	
EFC52	A	A	
			BASE PART NUMBER
			CABINET HEIGHT
			CABINET COLOR

BATTERY CONFIGURATION TABLE				
BATTERY MODEL NUMBER	BATTERY MANUFACTURER			MAXIMUM NUMBER OF BATTERIES PER CABINET
	EAST PENN	C & D	FIAMM	
HR3500ET	UPS 12-355MFR			40
HR5500ET	UPS 12-615MRF	12FLX700F		
	UPS 12-700MRF			

HEIGHT LEGEND	
HEIGHT (INCHES)	AVAILABILITY
**A = 84.00	IN STOCK
B = 82.00	N/A
C = 80.00	N/A
D = 79.0	N/A
E = 78.7	N/A
F = 78.4	N/A
G = 78.0	N/A
H = 77.3	N/A
J = 76.8	N/A
K = 75.3	N/A
L = 75.0	N/A
M = 74.8	N/A
N = 73.5	N/A
P = 72.0	N/A
Q = 71.7	N/A
R = 70.9	N/A
S = TBD	N/A
T = TBD	N/A

\*\* 84.0 IS THE STANDARD HEIGHT FOR THE EFC52 CABINETS. SHORTER HEIGHTS ARE NOT AVAILABLE\*\* PLEASE CONSULT WITH SALES STAFF FOR FURTHER INFO.

COLOR LEGEND	
**A = BLACK	
B = BEIGE	
C = LIEBERT GRAY	
D = MITSUBISHI BEIGE	
E = MGE WHITE	
F = TOSHIBA BLACK	
G = GE WHITE	
H = LIEBERT BLACK	
J = EATON BLACK	
K = TBD	

\*\*BLACK IS ESS STANDARD COLOR AND WILL BE IN STOCK\*\*  
 \*\*LETTERS STARTING "TBD" ARE OPEN FOR CUSTOM COLORS NOT LISTED. PLEASE CONSULT WITH SALES STAFF FOR FURTHER INFO.

### PART NUMBER GUIDE:

1. REFERENCE THE BATTERY PART NUMBER GUIDE TABLE WHEN ORDERING A CABINET.
2. THE BASE NUMBER WILL ALWAYS BE THE SAME. HOWEVER, 2 ALPHA DIGITS WILL FOLLOW THE BASE NUMBER INDICATING THE HEIGHT AND COLOR OF THE CABINET.
3. REFERENCE THE "HEIGHT LEGEND" TABLE AND THE "COLOR LEGEND" TABLE IN ORDER TO DETERMINE THE 2 ALPHA DIGITS NEEDED TO COMPLETE YOUR ORDER.
4. EXAMPLE: EFC52AA - THIS REPRESENTS A STANDARD EFC52 CABINET, 84.0 INCH HEIGHT WITH A POWDER COAT FINISH OF STANDARD BLACK.
5. THE EFC52 CABINET IS NOT AVAILABLE IN OTHER HEIGHTS OTHER THAN 84.0 INCHES.

### ELECTRICAL NOTES:

1. ALL CABLES ARE UL LISTED.
2. ALL BREAKERS ARE UL RECOGNIZED.
3. ALL FUSES ARE UL RECOGNIZED, TYPE A50P, A70P OR EQUIVALENT. (FUSED CABINETS ARE NOT LISTED IN UL FILE). ALWAYS REPLACE WITH SAME TYPE OR ITS EQUIVALENT.
4. TERMINAL BLOCKS ARE UL RECOGNIZED, 600V RATED.
5. CABINETS ARE SHIPPED WITH THE BREAKER IN THE TRIPPED POSITION.
6. CABINET GROUND CONNECTION IS A 5/16-18 THREADED STUD.
7. CABLES BETWEEN BATTERY CABINET TO UNINTERRUPTIBLE POWER SUPPLY ARE OPTIONAL.

UNLESS OTHERWISE SPECIFIED		ELECTRONIC SYSTEM SUPPORT		3233 W. Kingley Rd. Ste. 200 Caldwell, Texas 75041 PH: 972-272-2468 FAX: 972-272-9844	
DESIGNS ARE IN INCHES UNLESS OTHERWISE SPECIFIED	UNLESS OTHERWISE SPECIFIED	DATE	12-18-11	TITLE	BATTERY CABINET, 12V, 480V
ANGLES: MATCH 3, 90°	UNLESS OTHERWISE SPECIFIED	DESIGNED BY		SIZE	DWG. NO.
2ND PLACE DECIMAL, 3RD PLACE DECIMAL, 4TH PLACE DECIMAL, 5TH PLACE DECIMAL, 6TH PLACE DECIMAL	UNLESS OTHERWISE SPECIFIED	CHECKED BY		SCALE	EFC52-SPEC
	UNLESS OTHERWISE SPECIFIED	DATE		REV	B
	UNLESS OTHERWISE SPECIFIED	DATE		WEIGHT	
	UNLESS OTHERWISE SPECIFIED	DATE		SHEET	2 OF 2