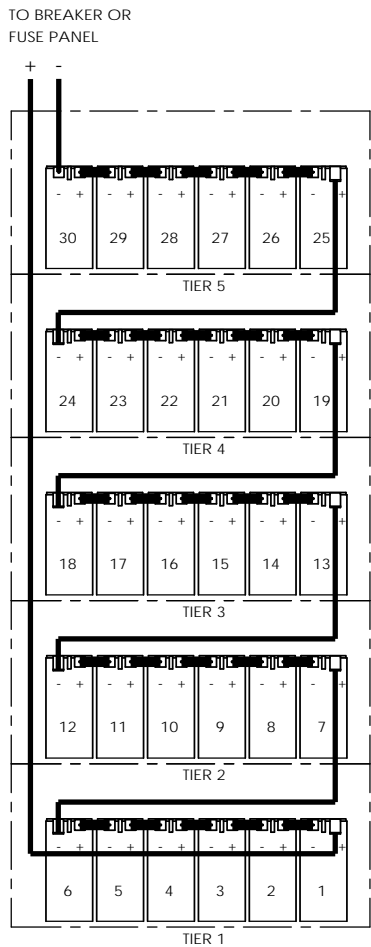


CABINET NOTES:

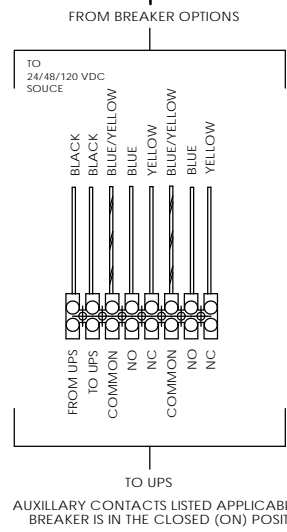
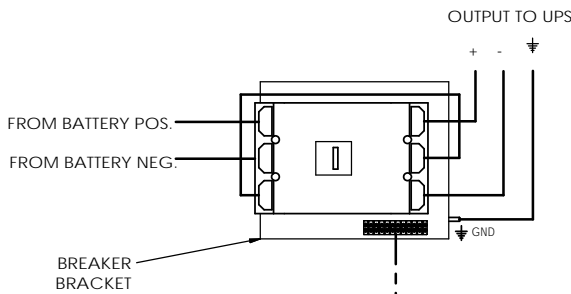
1. NEMA 1 DESIGN
2. EMPTY CABINET WEIGHT: 570 LBS. (350 KG)
3. UL 1778 LISTED AND FULLY TESTED AT THE FACTORY PRIOR TO SHIPPING.
4. FULLY WELDED FRAME. MANUFACTURED FROM HEAVY GAUGE STEEL.
5. POWDER COATED WITH A CORROSION RESISTANT, EPOXY HYBRID POWDER USING A FIVE STAGE EMERSION PRETREATMENT PROCESS.
6. BATTERIES CAN BE ACCESSED FROM FRONT, REAR, AND BOTH SIDES.
7. CUSTOM DESIGNED PALLETS FOR SHIPPING ANYWHERE LOCALLY AND GLOBALLY (UPON REQUEST).
8. BATTERY CABINET CAN BE MOVED WITH A NORMAL PALLET JACK FROM FRONT AND REAR.
9. STANDARD AND CUSTOM SPILL CONTAINMENT OPTIONS ARE AVAILABLE.

<small>UNLESS OTHERWISE SPECIFIED: DIMENSIONS ARE IN INCHES DECIMALS FRACTIONS: 1/8" & 1/16" & 3/32" TWO PLACE DECIMAL THREE PLACE DECIMAL FRACTIONS: 1/8" & 1/16" & 3/32"</small>		ELECTRONIC SYSTEM SUPPORT <small>888-475-9292 www.ess.io</small>		<small>3233 W. Kingsley Rd. Ste. 200 Chandler, Texas 75041 PH: 972-372-2444 FAX: 972-276-9844</small>	
<small>PROPRIETARY AND CONFIDENTIAL SEE INFORMATION CONTAINED IN THIS DRAWING IS THE SOLE PROPERTY OF ELECTRONIC SYSTEM SUPPORT. ANY REPRODUCTION OR TRANSMISSION OF THIS DRAWING WITHOUT THE WRITTEN CONSENT OF ELECTRONIC SYSTEM SUPPORT IS PROHIBITED.</small>	<small>DATE: 11/18/21</small> <small>DESIGNED BY: [initials]</small> <small>CHECKED BY: [initials]</small> <small>DATE: 11/18/21</small> <small>DESIGNED BY: [initials]</small> <small>CHECKED BY: [initials]</small>	<small>REV</small> <small>DATE</small> <small>BY</small> <small>APP</small> <small>DATE</small> <small>BY</small> <small>APP</small>	<small>REV</small> <small>DATE</small> <small>BY</small> <small>APP</small> <small>DATE</small> <small>BY</small> <small>APP</small>	BATTERY CABINET, 12V, 6 X 5, 6 WIDE	<small>REV</small> <small>DATE</small> <small>BY</small> <small>APP</small>
<small>USED ON</small>	<small>SEE NOTE 1</small>	<small>SEE NOTE 2</small>	<small>SCALE: 1:12</small>	<small>WEIGHT:</small>	<small>SHEET 1 OF 2</small>



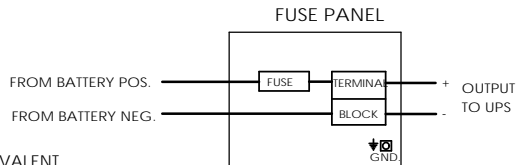
TYP 360VDC WIRING

BREAKER DETAIL



AUXILIARY CONTACTS LISTED APPLICABLE WHEN BREAKER IS IN THE CLOSED (ON) POSITION

FUSE OPTION



ELECTRICAL NOTES:

1. ALL CABLES ARE UL LISTED.
2. ALL BREAKERS ARE UL RECOGNIZED.
3. ALL FUSES ARE UL RECOGNIZED, TYPE A50P, A70P OR EQUIVALENT. (FUSED CABINETS ARE NOT LISTED IN UL FILE). ALWAYS REPLACE WITH SAME TYPE OR ITS EQUIVALENT.
4. TERMINAL BLOCKS ARE UL RECOGNIZED, 600V RATED.
5. CABINETS ARE SHIPPED WITH THE BREAKER IN THE TRIPPED POSITION.
6. CABINET GROUND CONNECTION IS A 5/16-18 THREADED STUD.
7. CABLES BETWEEN BATTERY CABINET TO UNINTERRUPTIBLE POWER SUPPLY ARE OPTIONAL.

BATTERY CABINET PART NUMBER GUIDE			
CABINET PART NUMBER		DESCRIPTION	
EFC51	A	A	
		BASE PART NUMBER	
		CABINET HEIGHT	
		CABINET COLOR	

BATTERY CONFIGURATION TABLE				
BATTERY MODEL NUMBER	BATTERY MANUFACTURER			MAXIMUM NUMBER OF BATTERIES PER CABINET
	EAST PENN	C & D	FIAMM	
	HR3500ET	UPS 12-35SMFR		30
	HR5500ET	UPS 12-615MRF	12FLX700F	30
		UPS 12-700MRF		

HEIGHT LEGEND	
HEIGHT (INCHES)	AVAILABILITY
**A = 84.00	IN STOCK
B = 82.00	N/A
C = 80.00	N/A
D = 79.0	N/A
E = 78.7	N/A
F = 78.4	N/A
G = 78.0	N/A
H = 77.3	N/A
J = 76.8	N/A
K = 75.3	N/A
L = 75.0	N/A
M = 74.8	N/A
N = 73.5	N/A
P = 72.0	N/A
Q = 71.7	N/A
R = 70.9	N/A
S = TBD	N/A
T = TBD	N/A

** 84.0 IS THE STANDARD HEIGHT FOR THE EFC51 CABINETS. SHORTER HEIGHTS ARE NOT AVAILABLE** PLEASE CONSULT WITH SALES STAFF FOR FURTHER INFO.

COLOR LEGEND	
**A = BLACK	
B = BEIGE	
C = LIEBERT GRAY	
D = MITSUBISHI BEIGE	
E = MGE WHITE	
F = TOSHIBA BLACK	
G = GE WHITE	
H = LIEBERT BLACK	
J = EATON BLACK	
K = TBD	

BLACK IS ESS STANDARD COLOR AND WILL BE IN STOCK
 **LETTERS STATING "TBD" ARE OPEN FOR CUSTOM COLORS NOT LISTED. PLEASE CONSULT WITH SALES STAFF FOR FURTHER INFO.

PART NUMBER GUIDE:

1. REFERENCE THE BATTERY PART NUMBER GUIDE TABLE WHEN ORDERING A CABINET.
2. THE BASE NUMBER WILL ALWAYS BE THE SAME. HOWEVER, 2 ALPHA DIGITS WILL FOLLOW THE BASE NUMBER INDICATING THE HEIGHT AND COLOR OF THE CABINET.
3. REFERENCE THE "HEIGHT LEGEND" TABLE AND THE "COLOR LEGEND" TABLE IN ORDER TO DETERMINE THE 2 ALPHA DIGITS NEEDED TO COMPLETE YOUR ORDER.
4. EXAMPLE: EFC51AA - THIS REPRESENTS A STANDARD EFC51 CABINET, 84.0 INCH HEIGHT WITH A POWDER COAT FINISH OF STANDARD BLACK.
5. THE EFC51 CABINET IS NOT AVAILABLE IN OTHER HEIGHTS OTHER THAN 84.0 INCHES.

UNLESS OTHERWISE SPECIFIED DIMENSIONS ARE IN INCHES		ELECTRONIC SYSTEM SUPPORT 888-475-9292 www.ess.io		3231 W. Kingsley Rd. Ste. 200 Cedarburg, Texas 75041 PH: 972-372-3446 FAX: 972-276-9844
PROPRIETARY AND CONFIDENTIAL SEE REVISIONS CONTAINED IN THIS DRAWING FOR THE DATE SHOWN THEREIN. ELECTRONIC SYSTEM SUPPORT, A DIVISION OF ELECTRONIC SYSTEMS, INC. ELECTRONIC SYSTEMS SUPPORT IS A REGISTERED TRADEMARK OF ELECTRONIC SYSTEMS, INC.	PROJECT: [] DATE: [] SCALE: 1:1	ISSUED BY: [] CHECKED BY: [] DATE: []	TITLE: BATTERY CABINET, 12V, 6 X 5 & WIDE	REV: []
USED ON	SEE NOTE 1	DATE	SIZE: D	REV: A
	SEE NOTE 2	DATE	SCALE: 1:1	WEIGHT: []
	DO NOT SCALE DRAWING	DATE		SHEET 2 OF 2