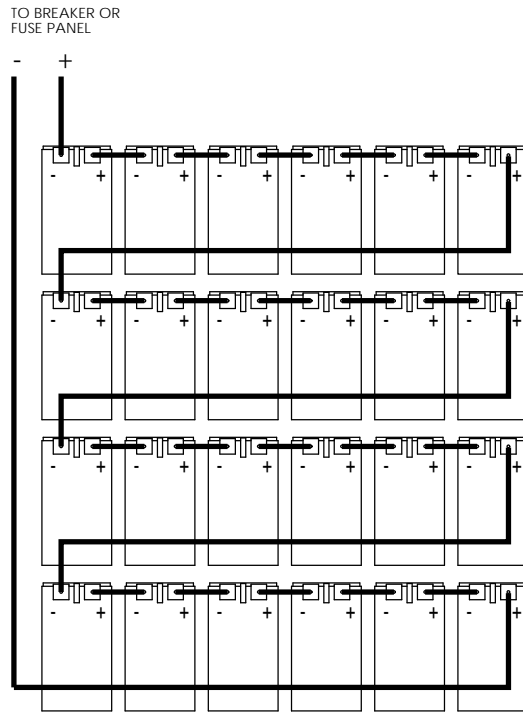


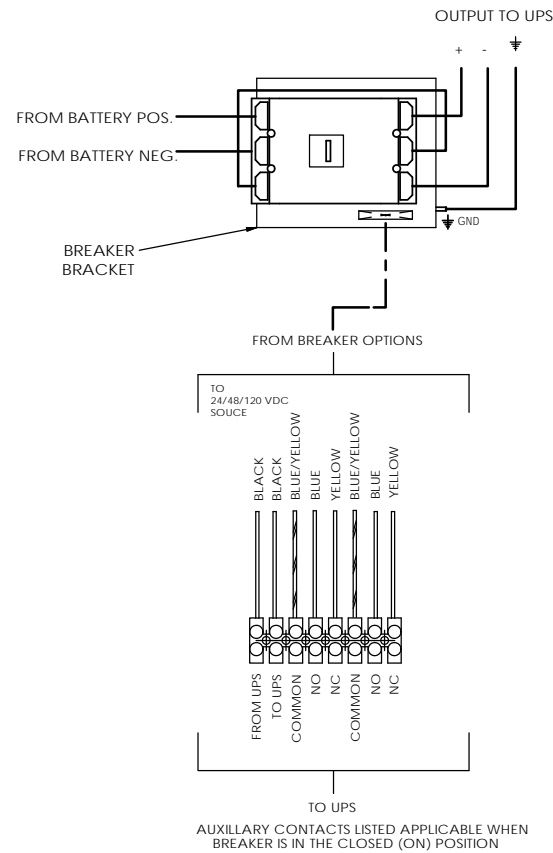
CABINET NOTES:

1. NEMA 1 DESIGN.
2. EMPTY CABINET WEIGHT: 490LBS. (222 KG)
3. UL 1778 LISTED AND FULLY TESTED AT THE FACTORY PRIOR TO SHIPPING.
4. FULLY WELDED FRAME. MANUFACTURED FROM HEAVY GAUGE STEEL.
5. POWDER COATED WITH A CORROSION RESISTANT, EPOXY HYBRID POWDER USING A FIVE STAGE EMERSION PRETREATMENT PROCESS.
6. BATTERIES CAN BE ACCESSED FROM FRONT, REAR, AND BOTH SIDES.
7. CUSTOM DESIGNED PALLETS FOR SHIPPING ANYWHERE, LOCALLY AND GLOBALLY.
8. BATTERY CABINET CAN BE MOVED WITH A NORMAL PALLET JACK FROM FRONT AND REAR.
9. STANDARD AND CUSTOM SPILL CONTAINMENT OPTIONS ARE AVAILABLE.

UNLESS OTHERWISE SPECIFIED DIMENSIONS ARE IN INCHES		ELECTRONIC SYSTEM SUPPORT		3233 W. Kingsley Rd Ste. 200 Cedarvale, Texas 75041 PH: 972-272-3468 FAX: 972-276-9844	
PROJECT:	DATE:	ISSUED:	REV:	TITLE:	
DESCRIPTION:	DATE:	BY:	CHKD:	CABINET, BATTERY	
REVISED:	DATE:	BY:	CHKD:	4 TIER/TOP BRKR, 16V FT (550)	
SCALE:	SCALE:	SCALE:	SCALE:	SCALE:	SCALE:
USED ON:	SEE NOTE 1	SEE NOTE 2	SEE NOTE 3	SIZE:	DWG. NO:
				D	EFC4B-SPEC
				SCALE: 1:16	WEIGHT:
					SHEET 1 OF 2



### BREAKER DETAIL



BATTERY CABINET PART NUMBER GUIDE			DESCRIPTION
CABINET PART NUMBER	P	A	
EFC4B			BASE PART NUMBER
			CABINET HEIGHT
			CABINET COLOR

BATTERY CONFIGURATION TABLE		
BATTERY MODEL NUMBER	BATTERY MANUFACTURER	MAXIMUM NUMBER OF BATTERIES PER CABINET
		ENERSYS
	16HX550F-FR	24

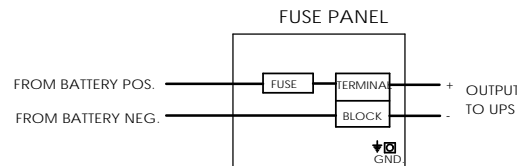
HEIGHT LEGEND	
HEIGHT (INCHES)	AVAILABILITY
A = 84.00	N/A
B = 82.00	N/A
C = 80.00	4-6 WEEKS
D = 79.00	4-6 WEEKS
E = 78.7	4-6 WEEKS
F = 78.4	4-6 WEEKS
G = 78.0	4-6 WEEKS
H = 77.3	4-6 WEEKS
J = 76.8	4-6 WEEKS
K = 75.3	4-6 WEEKS
L = 75.4	4-6 WEEKS
M = 74.8	4-6 WEEKS
N = 73.0	4-6 WEEKS
**P = 72.0	IN STOCK
Q = 71.7	N/A
R = 70.9	N/A
S = TBD	N/A
T = TBD	N/A

\*\*72.0 IS THE STANDARD HEIGHT FOR THE EFC4B CABINETS. SHORTER HEIGHTS ARE NOT AVAILABLE\*\* PLEASE CONSULT WITH SALES STAFF FOR FURTHER INFO.

COLOR LEGEND
**A = BLACK
B = BEIGE
C = LIEBERT GRAY
D = MITSUBISHI BEIGE
E = MGE WHITE
F = TOSHIBA BLACK
G = GE WHITE
H = LIEBERT BLACK
J = EATON BLACK
K = TBD

\*\*BLACK IS ESS STANDARD COLOR AND WILL BE IN STOCK\*\*  
LETTERS STATING "TBD" ARE OPEN FOR CUSTOM COLORS NOT LISTED. PLEASE CONSULT WITH SALES STAFF FOR FURTHER INFO.

### FUSE OPTION



### ELECTRICAL NOTES:

1. ALL CABLES ARE UL LISTED.
2. ALL BREAKERS ARE UL RECOGNIZED.
3. ALL FUSES ARE UL RECOGNIZED, TYPE A50P, A70P OR EQUIVALENT. (FUSED CABINETS ARE NOT LISTED IN UL FILE). ALWAYS REPLACE WITH SAME TYPE OR ITS EQUIVALENT.
4. TERMINAL BLOCKS ARE UL RECOGNIZED, 600V RATED.
5. CABINETS ARE SHIPPED WITH THE BREAKER IN THE TRIPPED POSITION.
6. CABINET GROUND CONNECTION IS A 5/16-18 THREADED STUD.
7. CABLES BETWEEN BATTERY CABINET TO UNINTERRUPTIBLE POWER SUPPLY ARE OPTIONAL.

### PART NUMBER GUIDE:

1. REFERENCE THE BATTERY PART NUMBER GUIDE TABLE WHEN ORDERING A CABINET.
2. THE BASE NUMBER WILL ALWAYS BE THE SAME. HOWEVER, 2 ALPHA DIGITS WILL FOLLOW THE BASE NUMBER INDICATING THE HEIGHT AND COLOR OF THE CABINET.
3. REFERENCE THE "HEIGHT LEGEND" TABLE AND THE "COLOR LEGEND" TABLE IN ORDER TO DETERMINE THE 2 ALPHA DIGITS NEEDED TO COMPLETE YOUR ORDER.
4. EXAMPLE: EFC4BPA - THIS REPRESENTS A STANDARD EFC4B CABINET, 72.0 INCH HEIGHT WITH A POWDER COAT FINISH OF STANDARD BLACK.

PROPRIETARY AND CONFIDENTIAL  
SEE INFORMATION CONTAINED IN THIS DRAWING FOR THE DATE SHOWN THEREIN.  
ELECTRONIC SYSTEMS SUPPORT, A DIVISION OF ELECTRONIC SYSTEMS CORPORATION  
ELECTRONIC SYSTEMS SUPPORT IS NOT RESPONSIBLE FOR ERRORS OR OMISSIONS.

UNLESS OTHERWISE SPECIFIED		ELECTRONIC SYSTEMS SUPPORT		2233 W. Kingsley Rd. Ste. 200 Garland, Texas 75041 PH: 972-737-2444 FAX: 972-737-1844	
DESIGNER	DATE	ISSUED	REV.	DESCRIPTION	DATE
	E-29-12			CABINET, BATTERY, 4 TIER/TOP BRKR, 16V FT (550)	
USED ON	SEE NOTE 1	SIZE	DWG. NO.	EFC4B-SPEC	REV. A
	SEE NOTE 2	SCALE	1:16	WEIGHT:	SHEET 2 OF 2